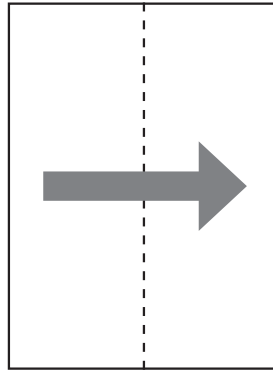
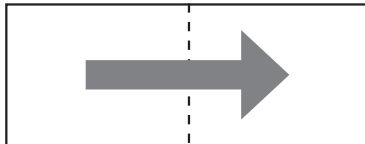


Folding Instructions for your Medical History Booklet

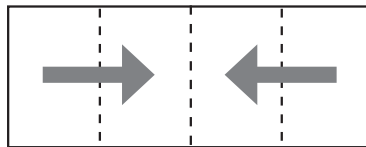


1. Fold in half vertically like a skinny book with text facing up

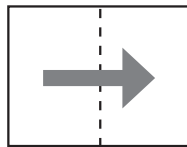


2. With the cover in the back, fold in half horizontally creating a crease and open it back up

3. Fold the left page edge into the middle to meet the center fold



4. Fold the right page edge into the middle to meet the middle fold



5. Fold in half



Pennsylvania
MEDICAL SOCIETY®

ADVOCATE. EDUCATE. NAVIGATE.

