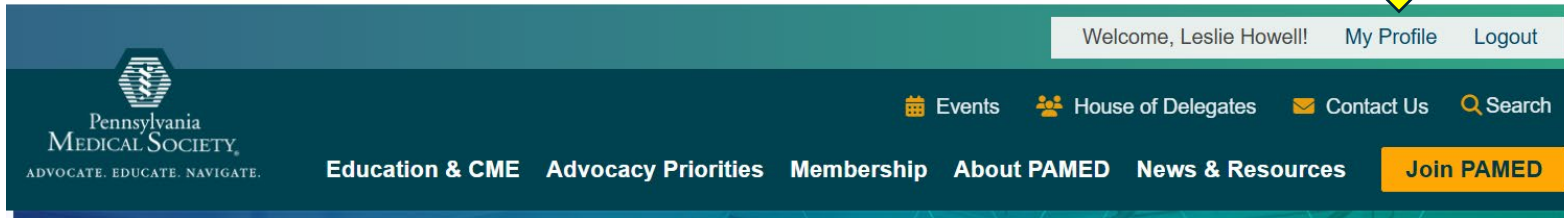
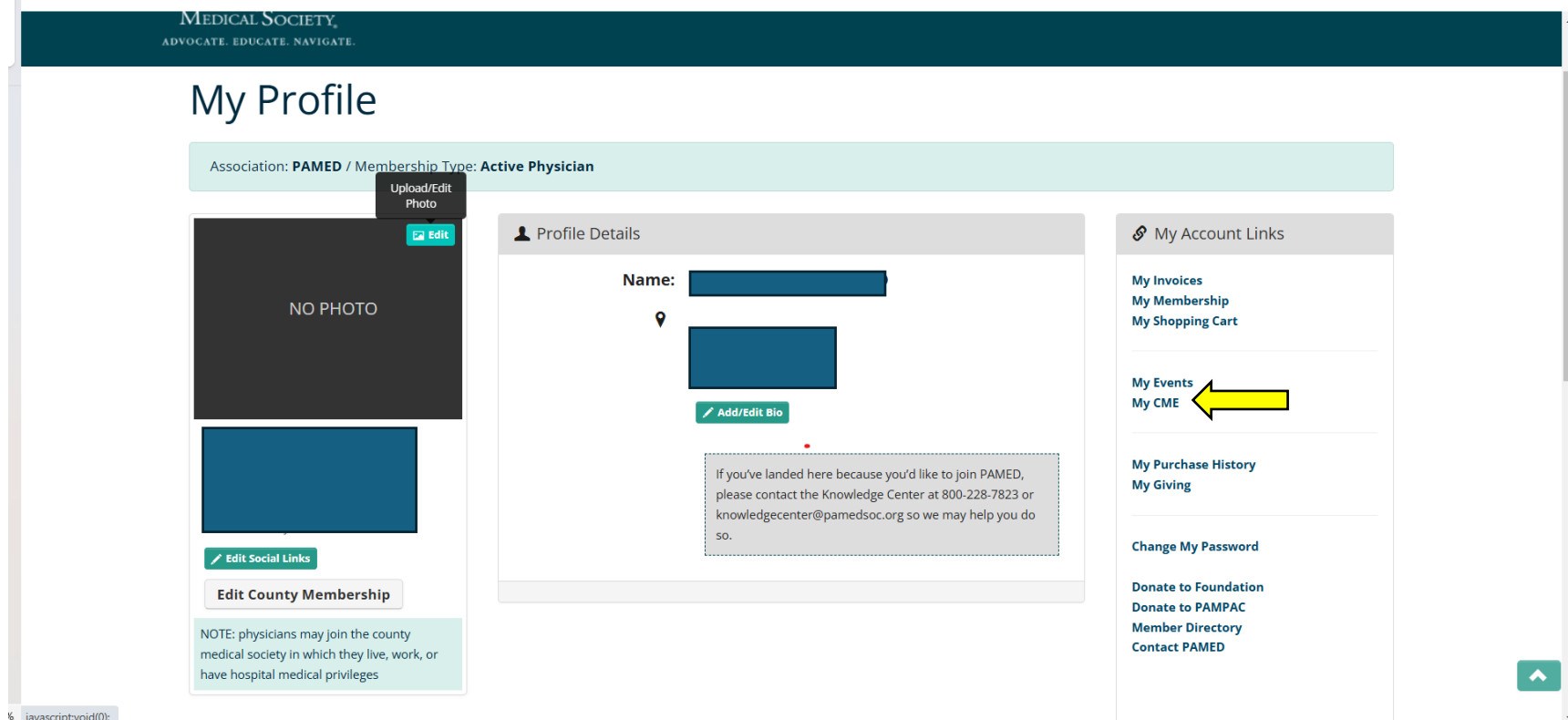


ENTERING SELF REPORTED CME CREDITS IN YOUR PAMED MEMBER PROFILE

1. Log into the PAMED website, select the **My Profile** link to go to your account profile page.



2. Click the **My CME** link to be directed to the **My Educational Credit** page.



- On the My Educational Credit page, you can add non-PAMED courses into the top section entitled **Self Reported Credits** by clicking the **+Add Credits** button.

The Certified Education Credits section will reflect courses that were completed through the PAMED Learning Center. Members **cannot** add records into this section.

The screenshot shows the 'My Educational Credit' page. At the top, there's a navigation bar with the Pennsylvania Medical Society logo and the tagline 'ADVOCATE. EDUCATE. NAVIGATE.'. Below this, the page title 'My Educational Credit' is displayed. To the right of the title are links for 'Back to My Profile' and 'My Account Menu'. The main content area is divided into two sections. The first section, 'Self Reported Credits', contains a table with columns: 'Category 1 Activity Name/Category 2 Activity Description', 'Category 1 Provider/Category 2 Resource', 'Credit Type', 'Location', 'Total Credits', 'Child Abuse Credits', 'PS / RM Credits', 'Opioids Credits', 'Activity Start Date', and 'Activity End Date'. A yellow arrow points to a '+ Add Credits' button located to the right of this table. The second section, 'Certified Education Credits', contains a table with columns: 'Type', 'Program', 'Course', 'Product', 'Event', and 'Credits'. Below this table, it says 'No date to display at the moment.'.

Category 1 Activity Name/ Category 2 Activity Description	Category 1 Provider/ Category 2 Resource	Credit Type	Location	Total Credits	Child Abuse Credits	PS / RM Credits	Opioids Credits	Activity Start Date	Activity End Date
--	---	-------------	----------	---------------	---------------------	-----------------	-----------------	---------------------	-------------------

[+ Add Credits](#)

Type	Program	Course	Product	Event	Credits
No date to display at the moment.					

4. Enter data on either a Category 1 or Category 2 activity and select “Save” to finalize.

Add Self Report Credit

Self-Reported Credit

Credit Type:
Please select

Required

Category 1 Activity Name/Category 2 Activity Description:

Required

Category 1 Provider/Category 2 Resource:

Location: (Example: Home Study, Harrisburg, PA)

Required

Total Number of Credits:

Required

Patient Safety Risk Management Credits:
0.00

Child Abuse Credits:
0.00

Opioids Credits:
0.00

Activity Start Date:

Activity End Date:

Save Cancel

Welcome, you are signed in (

Back to My Profile My Account Menu

My Educational Credit

Self Reported Credits

Category 1 Activity Name/ Category 2 Activity Description	Category 1 Provider/ Category 2 Resource
--	---

Certified Education Credits

Type	Program	Course
------	---------	--------

Need Help? Please contact

400

7050

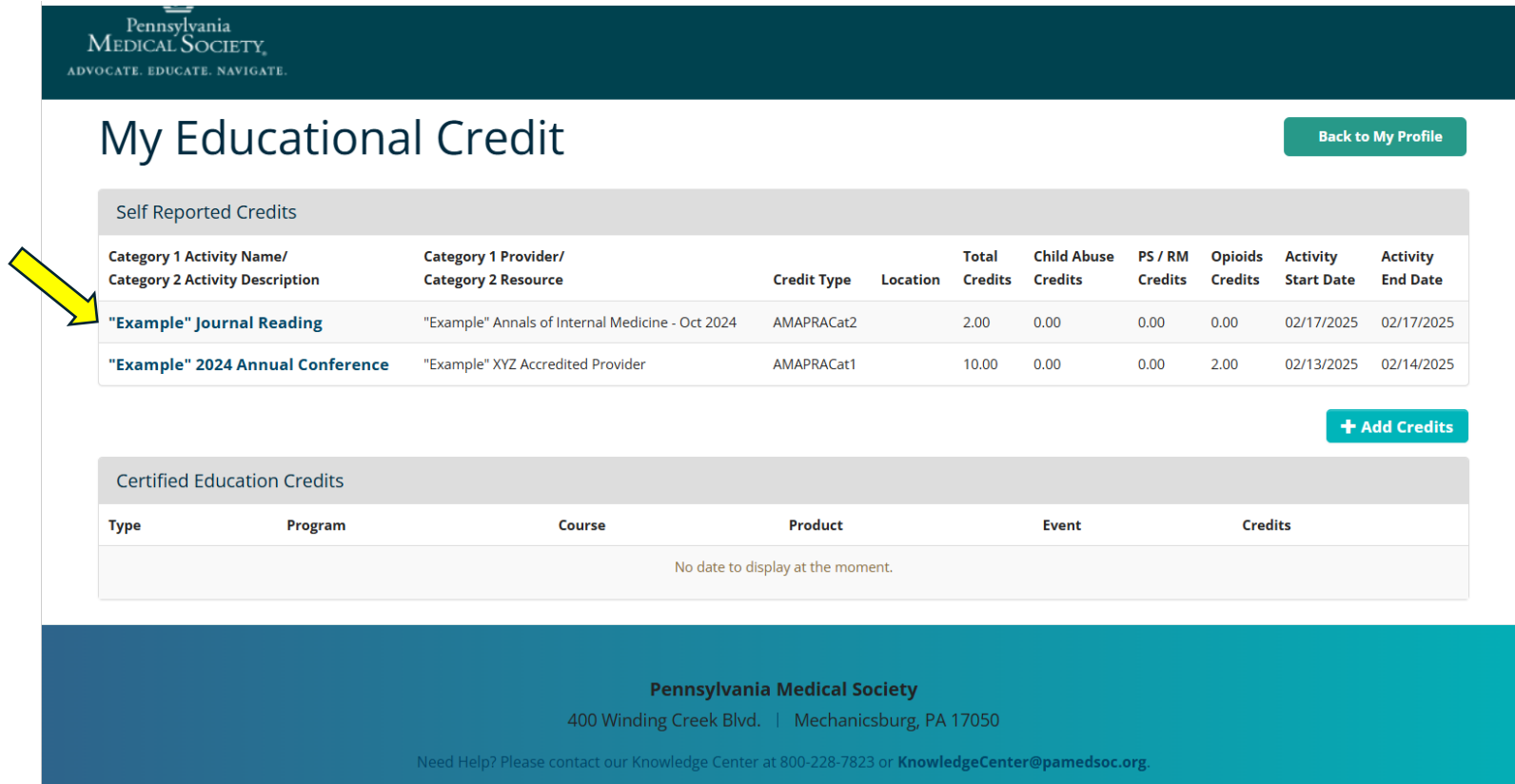
geCenter@pamedsoc.org

child abuse credits

Event Credits

+ Add Credits

5. Data from outside sources is now recorded under Self Reported Credits section.



Pennsylvania MEDICAL SOCIETY
ADVOCATE. EDUCATE. NAVIGATE.

My Educational Credit

[Back to My Profile](#)

Self Reported Credits

Category 1 Activity Name/ Category 2 Activity Description	Category 1 Provider/ Category 2 Resource	Credit Type	Location	Total Credits	Child Abuse Credits	PS / RM Credits	Opioids Credits	Activity Start Date	Activity End Date
"Example" Journal Reading	"Example" Annals of Internal Medicine - Oct 2024	AMAPRACat2		2.00	0.00	0.00	0.00	02/17/2025	02/17/2025
"Example" 2024 Annual Conference	"Example" XYZ Accredited Provider	AMAPRACat1		10.00	0.00	0.00	2.00	02/13/2025	02/14/2025

[+ Add Credits](#)

Certified Education Credits

Type	Program	Course	Product	Event	Credits
No date to display at the moment.					

Pennsylvania Medical Society
400 Winding Creek Blvd. | Mechanicsburg, PA 17050
Need Help? Please contact our Knowledge Center at 800-228-7823 or KnowledgeCenter@pamedsoc.org.

6. To **edit** an entry, click on the bolded name of the activity (ie Example Journal Reading) and the data entry form will reopen. Make appropriate changes and click Save to update.
7. You cannot delete entries. Contact PAMED at cmeadmin@pamedsoc.org or (800) 228-7823 for support if a record needs to be deleted under Self Reported Credits.